

# International Student Pre-departure Webinar



# Today's Agenda

1. Overview of student visa and entry process
2. Scheduling the visa interview appointment
3. The visa interview appointment
  - a. What to expect and how to prepare
  - b. Advice and tips
  - c. Possible outcomes
4. Traveling to and arriving in the U.S.
  - a. What to expect
  - b. How to prepare
  - c. Settling in
5. Resources
6. Q & A

Remember to:



# Today's Presenters

Adam Julian - Director, International Student and Scholar Services

Adwoa Hanson-Hall - International Student Adviser

Dave Anguish - Acting Assistant Director, International Student and Scholar Services

Natalie Lobb - Graduate International Student Support Specialist

# Be Prepared



**Plane Ticket**

**Passport**

At least 6 months Validity

**F-1 Visa**

**I-20**

School name should match visa unless a Transfer Student

**Monetary Funds**



**Quarantine Plan**

Understand quarantine and testing requirements

**Housing**

Make sure you have already secured housing or temporary accommodation

**Health Insurance**

Automatically enrolled via UMBC

**Phone**

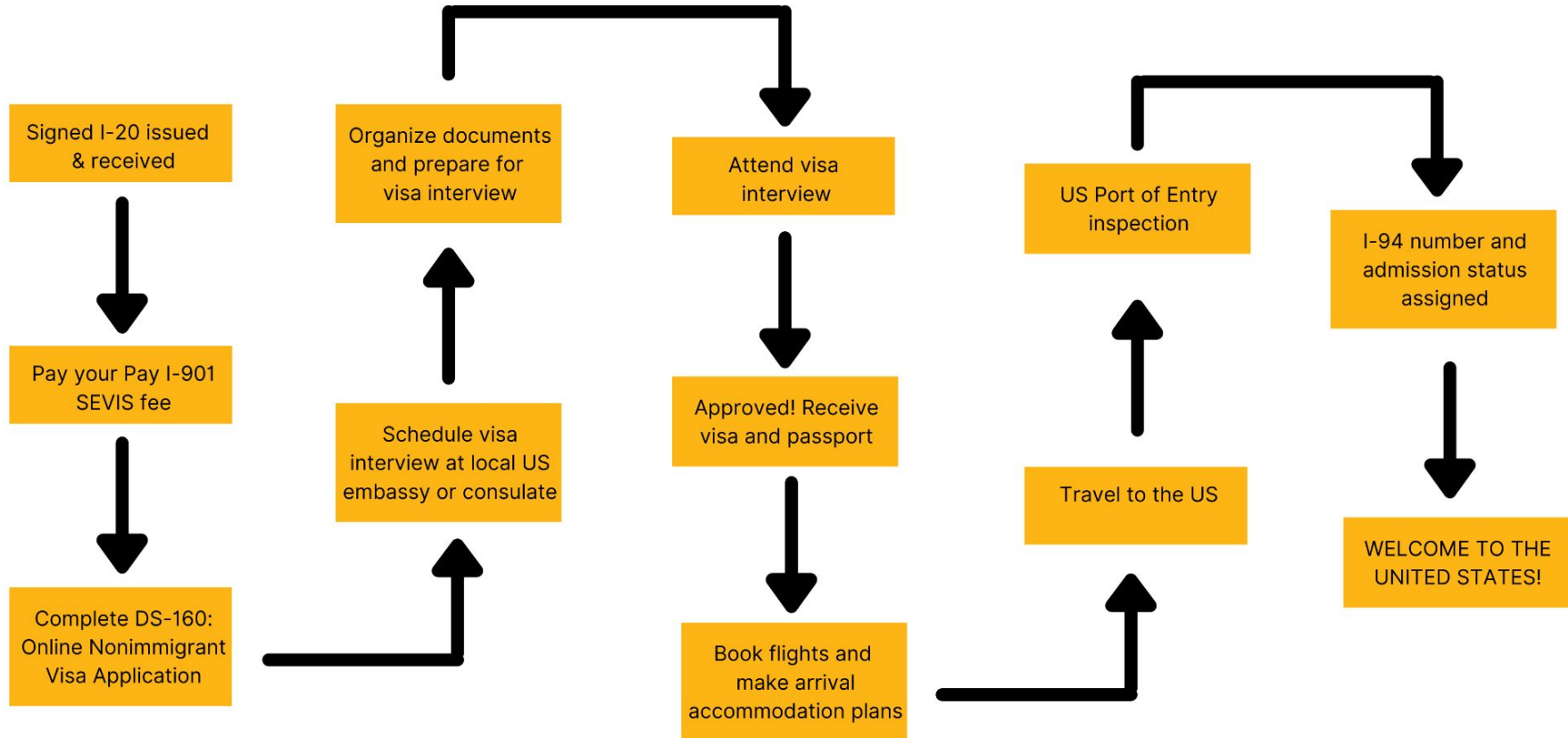
SIM Card, WiFi, Device

**Welcome to UMBC!**

# The Student Visa Process:



## Next Steps: I-20 through entering the US



# Form I-20

- Issued by UMBC after admission
  - Program dates, level, study
  - Estimated cost of attendance
  - Permission to apply for F-1 visa
- Required at U.S. embassy and U.S. border
- Most important document for maintaining immigration **status** in future, **not visa**
- DO NOT LOSE

Department of Homeland Security  
U.S. Immigration and Customs Enforcement

I-20, Certificate of Eligibility for Nonimmigrant Student Status  
OMB NO. 1653-0038

SEVIS ID: N00XXXXXXX

SURNAME/PRIMARY NAME Trojan	GIVEN NAME Tony	CLASS <b>F-1</b> ACADEMIC AND LANGUAGE
PRETENSE NAME Tony Trojan	PASSPORT NAME	
COUNTRY OF BIRTH	COUNTRY OF CITIZENSHIP	
DATE OF BIRTH	ADMISSION NUMBER	
FORM ISSUE REASON CONTINUED ATTENDANCE		LEGACY NAME Tony Trojan

**SCHOOL INFORMATION**

SCHOOL NAME University of Southern California University of Southern California	SCHOOL ADDRESS Office of International Immigrants, 300 Student Union, Los Angeles, CA 90089
SCHOOL OFFICIAL TO CONTACT UPON ARRIVAL Raviel Sauer Immigration Advisor	SCHOOL CODE AND APPROVAL DATE 000187000000 30 JANUARY 2016

**PROGRAM OF STUDY**

EDUCATION LEVEL MASTER'S	MAJOR 1 Playwriting and Screenwriting 56.0504	MAJOR 2 None None
NORMAL PROGRAM LENGTH 24 Months	PROGRAM ENGLISH PROFICIENCY Proficient	ENGLISH PROFICIENCY NOTES Student is proficient
PROGRAM START DATE 11 AUGUST 2014	PROGRAM END DATE 11 MAY 2016	

**FINANCIALS**

ESTIMATED AVERAGE COSTS FOR 9 MONTHS		STUDENT'S FUNDING FOR 9 MONTHS	
Tuition and Fees	\$ 37,599	Personal Funds	\$ 0
Living Expenses	\$ 2,044	SCHOLARSHIP	\$ 0
Expenses of Dependents (0)	\$ 0	None	\$ 57,909
None	\$ 0	On-campus Employment	\$ 0
TOTAL	\$ 39,643	TOTAL	\$ 57,909

**REMARKS**

**SCHOOL ATTESTATION**

I certify under penalty of perjury that the information provided above was entered before I signed this form and is true and correct. I executed this form in the United States after review and evaluation of the United States by me or other officials of the school of the student's application, transcripts, or other records of coursework taken and proof of financial responsibility, which was provided at the execution of this form. This school has determined that the above named student's qualifications meet all standards for admission to the school and the student will be required to pursue a full program of study as defined by 8 CFR 214.2(f)(5). I am a designated school official of the above named school and am authorized to issue this form.

**STUDENT ATTESTATION**

I have read and agreed to comply with the terms and conditions of my admission and those of any extension of stay. I certify that all information provided on this form is true and correct to the best of my knowledge. I certify that I seek to enter or remain in the United States temporarily, and solely for the purpose of pursuing a full program of study at the school named above. I also authorize the named school to release any information from my records needed by DHS pursuant to 8 CFR 214.2(g) to determine my nonimmigrant status. Parent or guardian, and student, must sign if student is under 18.

SIGNATURE OF: Tony Trojan DATE PLACE ISSUED  
16 March 2016 Los Angeles, CA

SIGNATURE OF PARENT OR GUARDIAN SIGNATURE ADDRESS (city/state or province/country) DATE

# Scheduling visa appointment

1. Pay I-901 SEVIS fee - [www.fmjfee.com](http://www.fmjfee.com)
  - a. Must have Form I-20 to pay the fee
  - b. Current F-1 SEVIS fee \$350
2. Complete DS-160: Online Nonimmigrant Visa Application - [www.travel.state.gov](http://www.travel.state.gov)
  - a. Must have Form I-20 to pay the fee
  - b. Current DS-160 fee \$160
3. Schedule a visa interview appointment at local U.S. Embassy or Consulate
  - a. Each U.S. embassy or consulate process differs slightly
  - b. Refer to website of specific embassy or consulate for detailed instructions at that post

# Scheduling visa appointment

- Many countries are experiencing delays or cancellations in visa appointments due to COVID conditions.
- The US State Department has stated the student visas as a priority, and as it is safe to start appointments again, student visas will be given priority
- Monitor Embassy websites for updates, like this one for India:  
<https://in.usembassy.gov/visas/>
- Embassy websites may have directions for Emergency appointments for students, or you can contact the Embassy to ask about emergency appointments if they are open

# The visa interview appointment

## Required documents:

- Form I-20 (signed)
- I-901 SEVIS fee receipt
- DS-160 receipt and barcode page
- Valid passport
- Transcripts from previous study (secondary school, undergraduate degree)
- Test results (TOEFL/iELTS, GRE, SAT etc..)
- Financial documents



# The visa interview appointment



- U.S. law assumes all applicants intend to immigrate
  - Burden of proof is on you to overcome that assumption
- Must establish strong ties to home country
  - 9 FAM 402.5(E)(1) "Possess residence in a foreign country he or she has no intention of abandoning"
  - "Intends to depart upon completion of the approved activity"
  - Be prepared to explain why you chose UMBC, and your specific degree program.
  - Articulate your plans for after graduation related to returning home
- Consular officers are under pressure to act quickly
  - Conducted in less than three minutes
  - Usually conducted in English

# The visa interview appointment

Consular officer may ask:

- What do you intend to do after completing your degree?
- About your family's business in your home country or in the U.S.
- Why UMBC and why this particular program and degree?
- What are your long term career and academic goals?
- Where is UMBC?
- How will you support yourself while in the U.S.?
- How will you support your family in the U.S. or at home if they stay?

# Tips for a Successful Visa Interview Appointment

- Be prepared to establish ties to home country and nonimmigrant intent
  - Do you or your family own property?
  - Investments or inheritance in home country?
  - Did you apply to the visa lottery in the past?
  - Do you have close relatives who are U.S. citizens or permanent residence?
- Do your research
  - What is UMBC? Where is UMBC? Why UMBC?
  - What do you know about Maryland? Baltimore? Baltimore County?
  - Be prepared to explain your academic program/field of study in layman's terms
  - Why did you choose UMBC and not a different university?
  - What are your career plans and how does this program help you achieve them?

# Tips for a successful visa interview appointment

- Practice, Practice, Practice
  - Most interviews conducted in English
  - Speak for yourself
  - Be brief and be positive
- Be honest
  - A lie (however imaterial) will likely result in denial
  - Social media question on DS-160
- Be concise and prepared
  - Organize supporting documents in advance
  - Remember, you have 2-3 minutes (if you are lucky)

# Visa interview outcomes

1. Approval
  - a. The vast majority of visa applications are approved
2. Failure to demonstrate nonimmigrant intent - INA 214 (b)
  - a. Burden of proof is on applicant
  - b. Credibility and evidence - does your plan make sense?
  - c. May apply again
3. Administrative Processing - INA 221 (g)
  - a. Consular processing - clerical or security (sensitive technology, terror, clearance)
  - b. "Washington-related"
4. Serious Ineligibilities - INA 212 (a)
  - a. Health, previous overstay, security concerns, previous criminal charge, etc.

# Traveling to the U.S.

- A visa is not a guarantee of entry to the U.S., it is only permission to apply
- F-1 Visa holders can request entry to the U.S. up to 30 days before I-20 start date
- U.S. Customs and Border Protection (CBP) has broad authority at U.S. Ports of Entry
  - All arriving “applicants for admission” are inspected by CBP to determine admissibility



# Inspection at Port of Entry



Primary inspection

Required documents:

- Passport with at least six months future validity
- Form I-20

Suggested documents:

- Admission letter/academic transcripts
- Evidence of financial support

# Inspection at Port of Entry

## Secondary inspection



- Not a cause for alarm
- Applicants to taken to secondary:
  - SEVIS technical issues
  - Efficiency
  - Extra screening
  - Review documents
  - Officer training issue

# Admission to the U.S.

Assigns I-94 number and admission status:

- F-1
- D/S
- May or may not stamp your passport

I-515A

- Temporary admission
- Must contact a DSO (IES staff) to comply



## Most Recent I-94

Admission (I-94) Record Number : 51415565885

Most Recent Date of Entry: 2017 July 25

Class of Admission : F1

Admit Until Date : D/S

Details provided on the I-94 Information form:

Last/Surname :

First (Given) Name :

Birth Date :

Passport Number :

Country of Issuance : China

# Port of Entry Tips

- Remain calm
- Keep your documents in your carry on luggage
- Ensure your passport has six months of future validity
  - Present F-1 visa foil, not B-1/B-2
- Do not lie to a CBP officer
- Know how to contact UMBC
  - After hours: 410-455-5555 ask to speak to "ISSS"
- Check your I-94 record



# What to Pack

- Clothing: Baltimore has 4 distinct seasons
  - It will still be summer when you arrive. Prepare for the warm weather!
  - Pack some pants and layers as we enter the cooler seasons.
  - Winter clothing can be purchased at reasonable prices in the US. Once winter arrives
- Personal items: books, music, something that reminds you of home
- Food: no live agricultural products! Dried spices are usually acceptable.
  - [CBP General Food List](#)
  - A lot of stores in the Baltimore/D.C. area carry foods from your home country
- **Documents: in your carry-on luggage, NOT checked luggage!**
- Cell phone: will you need a SIM card? Phone plan?

More information: [Packing Tips](#)

# Arrival Weather

## **It will be summer!**

- Make sure you have clothes with you that will help you feel comfortable in temperatures around **averaging 28.5 degrees celsius**
- In August in Maryland, most people would **wear cool, loose clothing**.  
Shorts, t-shirts, and light clothing to stay cool.
- Occasionally, Maryland also experiences summer storms. Make sure you have an umbrella/prepare to move indoors if storms are predicted

**Maryland has 4 distinct seasons!**

# COVID best practices and quarantine

- Wear a mask that covers your nose and mouth at all times.
- Comply with **all** health and safety protocols of the airline and airport

## Quarantine requirements:

- **Fully vaccinated** (with a WHO approved vaccine) individuals do not need to quarantine
- At this time, **unvaccinated or partially vaccinated individuals** (this includes those who are vaccinated with a non-FDA or WHO approved vaccine) will need to quarantine for 7 days when they arrive, and be tested for COVID-19 3-5 days after travel.

View Fall 2021 FAQ's for international students [here](#)

For more information see [Maryland Department of Public Health Notice:](#)

# Settling in on Campus

- Check In With ISSS
- Orientation Dates
- On Campus Resources
- Registration
- Paying Tuition
- On-campus jobs
- International Student Arrival Guide

# How to Check In with ISSS

- All new international students must confirm arrival with ISSS
- Complete “New Student Arrival Documentation Check-in” in the ISSS Portal
  - **Select your Term:** “Fall, 2021”
  - **Upload documents:** Visa stamp page, I-94 record
  - **Update your personal information on myUMBC:** U.S. address, Foreign address, U.S. phone number, Foreign phone number, Emergency contact

# Orientations: Important Dates

- International Student Orientation (online): **All 3 sessions are mandatory**
  - August 25 (9am EST)
  - August 27 (9am EST)
  - August 30 (9am EST)
    - Links and more information will be sent to you
- University Orientations:
  - Graduate School Orientation (online via Blackboard)
    - <https://gradschool.umbc.edu/students/orientation/>
  - Undergraduate Orientation for Freshman or Transfer Students
    - Scheduled individually (more information: [Freshman or Transfer Undergraduate Orientation](#))
- Department Orientations:
  - Graduate Students, please check with your department directly for information and requirements regarding any orientations

# On Campus Resources



- Free
- Starts 8/23 for Fall 2021
- For UMBC students only
- [Transit Tracker App](#)
- Convenient connections to public transportation
- Helpful for thinking about housing options
- COVID-19 protocols and restrictions in effect. Check [umbc.edu/transit](http://umbc.edu/transit) for up to date info

## Bus Schedules & Maps



### Courtney Rd

Serving the Arbutus & Irvington Community



### Arundel

Serving the Arundel Mills Mall



### Catonsville

Serving the Catonsville Community (Frederick Rd. business area)



### Arbutus / MARC

Serving the Arbutus & MARC train stops



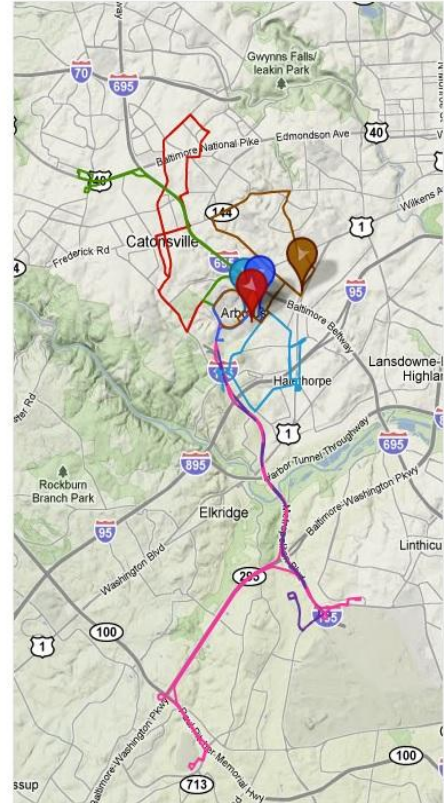
### Rt 40

Providing connection to the Rt. 40 business district



### Downtown

Providing connection from Downtown to UMBC



# Register for Classes

- Freshmen and Transfer Undergraduate students: register during orientation
- Graduate students: register via myUMBC
  - **Make sure your myUMBC account is active**
  - [Step by step registration instructions](#)
  - [Registration Tutorial Video](#)

**Students new to the US:** COVID-specific F-1 regulations require that you enroll in at least 1 in-person class in your first semester!

More information: [Registering for Classes](#)

# Paying your Tuition

## Fall

Register By	E-Bill Date	Due Date	Late Fee Charged
07/31	08/01	08/20	08/25
08/31	09/01	09/20	09/25
09/30	10/01	10/20	10/25

- Bills are available via your myUMBC account
- Payments can be made via your myUMBC account
- Monthly payment plans are also available: [Payment Plan](#)
- Please contact Student Business Services with any questions or concerns

More Information: [Student Business Services](#)

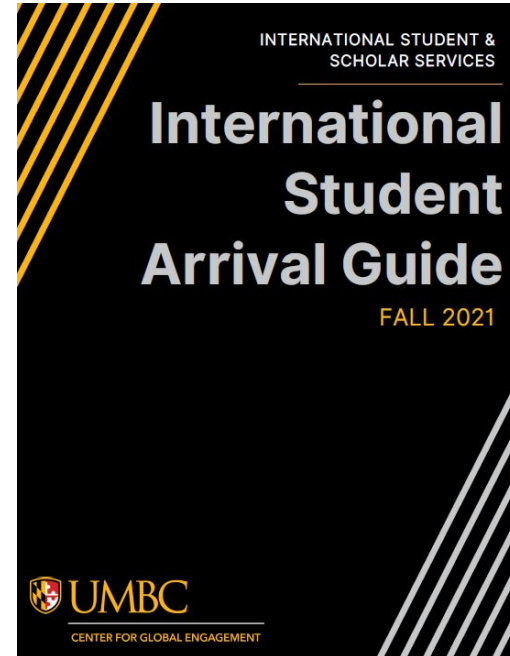
# Getting an On Campus Job!

- Can begin working right away
- Positions on campus and paid by UMBC
- Apply through UMBCworks - make sure to visit the Career Center's online resources!
- If you're new to the U.S. you'll need a SSN after getting a job offer. IES will help you with that process
- How much can you work a week?
  - During semester: 20 hours
  - During summer/winter break: 40 hours

# International Student Arrival Guide

Refer to the International Student Arrival Guide for information on campus services, contacts and resources!

- Student organizations and events
- Campus facilities, programming and activities
- Rent & Off- campus housing information
- Shopping & budgeting
- Using UMBC platforms and email
- Directory of campus contact details



# MyUMBC - Navigating your account

Access MyUMBC at [my.umbc.edu](https://my.umbc.edu)

- Profile
  - Overview of common needs; COVID compliance; personal information
- Guide
  - More in-depth access to various campus services
- Events
  - Featured, trending, new, and more!
- Shortcuts
  - Alerts, Email, BlackBoard, Google Suite

## Retriever Ready

UMBC is open, with most employees working remotely. Campus building access is restricted to those approved to work, live, and take classes on campus this fall.

FALL 2020 DETAILS

MONDAY  
November 30, 2020

HEAVY RAIN  
61.6°

Course Evaluations  
Now Available

RETRIEVER ESSENTIALS

Get the app

## Guide



## Thank you

A thanksgiving message from  
President Hrabowski

November 19: Retriever  
Ready Action Update

Updated Public Health Dashboard +  
Mental Health Week Events

## TRENDING

Campus Solutions (SA)  
Human Resources System  
PeopleSoft: Finance  
Advising Center  
REX Guided Reports  
REX Finance

## DEADLINES

DEC 8 Last Day Of Classes  
DEC 9 Study Day  
DEC 17 Undergraduate Commencement  
JAN 4 First Day of Winter Session 2021

View More

## Events

TODAY

TOMORROW

WEEKEND

View More



## Notifications

Open

## GROUP INVITES

Select a group to accept/decline the invite.

UMBC Transit

The Mutt

## HELP REQUESTS

Mail received on behalf of students,  
restricted delivery

Open • Updated 2 months ago

Freezing PeopleSoft Address fields used  
exclusively by IES Office

Open • Updated 2 months ago

View 1 more

## TRAINING

Motivational Monday TEDx of  
the Week

9 minutes ago

Motivational Monday TEDx of the  
Week

JAN 12 Working While Remote:  
Strategies for Balance and  
Success

JAN 26 Engaging Remote Employees:  
Supervisor Strategies for  
Success

## UMBC FITNESS AND WELLNESS

Strength Training at Home  
about 2 hours ago

UMBC Eats Community Cookbook  
Recipe of the Week

# MyUMBC - Updating your information

- Profile - About - View More
- Update the following:
  - Student Mailing Address, to your US address
  - Phone Numbers, once you set up a US number
  - Emergency Contacts - this is who UMBC will communicate with should you have a serious emergency
- Use the “edit” link to make changes to each field.

**It is EXTREMELY IMPORTANT to update this information, which we need to make your immigration record active once you arrive, and is required by immigration law!**

# Life in the US

- Phone Access/SIM Cards
- Culture Shock
- Transportation
- Banking
- Shopping

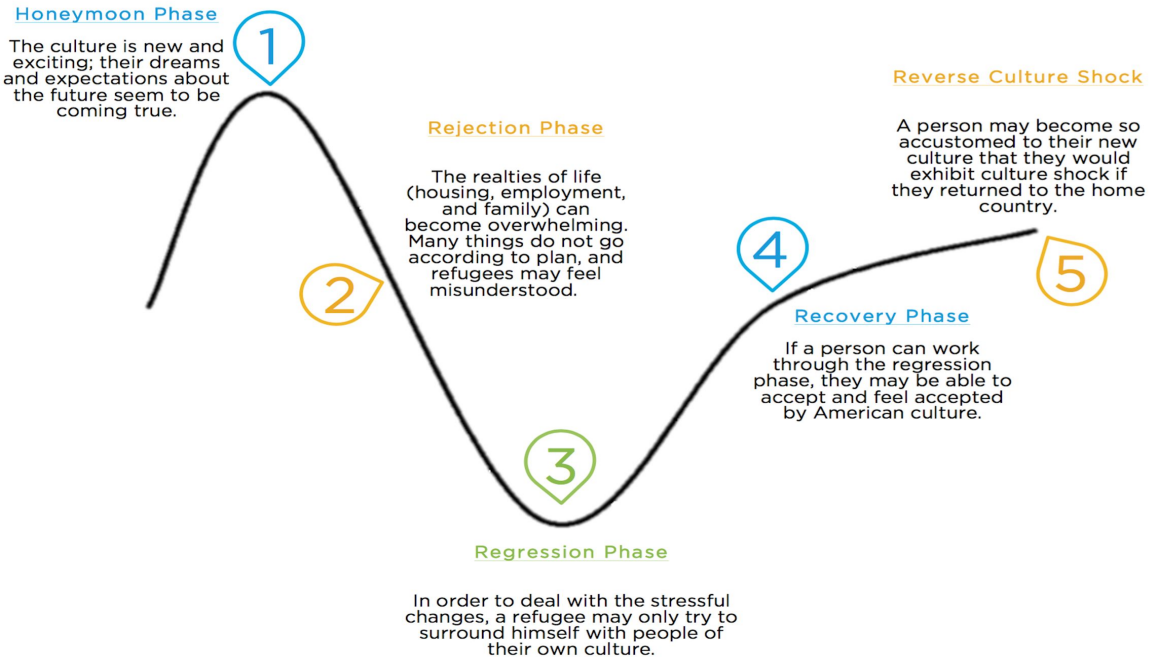
## Phone Access/SIM Cards

- Able to use WiFi for using WhatsApp and other free communication tools
- If you want a U.S. number upon arrival, SIM Cards are the way to go!  
[CampusSims](#) is a SIM card you can purchase before arrival

# Culture Shock

# Culture Shock

- American culture
- It happens to all of us
- If you're feeling overwhelmed let us know!



# Getting Around - Transportation Off Campus

*\*Keep COVID-19 restrictions and protocols in mind when utilizing public transportation\**

- Public Transportation: [Maryland Transportation Authority](#)
  - Bus: takes you throughout Baltimore, and surrounding cities
  - Metro: takes you throughout Baltimore
  - Light Rail: takes you throughout Baltimore
  - Fare: \$1.90 per trip, All Access College Transit Pass: \$52.90 per month
- Free Options:
  - [Charm City Circulator](#) (downtown Baltimore only)
  - [UMBC shuttle](#)
- Getting your License:
  - SEVIS record MUST be registered
  - [Complete S.A.V.E Verification](#)
  - [Visit MVA's website](#)
  - On campus parking permits are free. Please apply here: [Parking Permits](#)
- Traveling further outside of Baltimore and Maryland, check out the arrival guide for long distance options

# Banking

- Banks near campus (call ahead to find out COVID restrictions or changes)
  - [PNC Bank](#) - on campus ATM
  - [Bank of America](#)
  - [Wells Fargo](#)
  - [Maryland State Employees Credit Union](#) - on campus ATM
- Financial Smarts:
  - Joint resource from UMBC and PNC Bank
  - Find banks and ATMS on campus
  - Learn how to budget, save and invest
  - Website: [Financial Smarts](#)
- Opening a Bank Account:
  - Each bank has different requirements
  - Passport, I-20, proof of address, initial deposit

# Food + Shopping Near Campus

\*Keep COVID-19 restrictions and protocols in mind when visiting grocery stores and other establishments\*

- Local Grocery stores near campus accessible by foot
  - [Weis Market](#)
  - [Giant Food](#)
- Local Grocery Stores Near Campus accessible by car/bus
  - [H-Mart Korean Grocery.](#)
  - [Lotte Plaza Asian Market.](#)
  - [Great Wall Asian Supermarket.](#)
  - Wal-Mart.
  - [Patel Brothers Indian Market.](#)
- More information here: [Grocery Stores in Downtown Baltimore](#)
- Contactless food delivery and grocery delivery available via apps like: Instacart, UberEats, Doordash
- **Find more information about grocery stores and shopping in the Arrival Guide**

# COVID-19 Websites & Resources

- [UMBC Retriever Ready](https://covid19.umbc.edu) - covid19.umbc.edu
- [ISSS COVID-19 Page](https://iss.umbc.edu/covid-19-information) - iss.umbc.edu/covid-19-information
- [Baltimore City Health Department](https://health.baltimorecity.gov) (@BMore\_Healthy)- health.baltimorecity.gov
- [Baltimore County Health Department](https://baltimorecountymd.gov/departments/health) (@BaltCoGov) - baltimorecountymd.gov/departments/health
- [Maryland State Travel and Public Travel Advisory](#)
- [Maryland State Government](https://maryland.gov) (@StateMaryland) - maryland.gov
- [Maryland Department of Health](https://health.maryland.gov) (@MDHealthDept) - health.maryland.gov & coronavirus.maryland.gov
- [COVID-19 International Student FAQ](#)

# Questions?