

# Preparing for Spring 2023 at UMBC

**October 26, 2022**

**UMBC Office of International Students and Scholars  
UMBC Graduate School**



---

**CENTER FOR GLOBAL ENGAGEMENT**

# 📅 Agenda 📅

- Working With ISSS
- Student Support and Resources at UMBC
- F-1 Work Options
- Graduate Admissions - Accepting Your Admission, Class Registration and Next Steps
- Q&A



# Meet the International Student and Scholar Services **(ISSS)** Team



Adam Julian - Director



Dave Anguish - Assistant Director



Natalie Lobb - International  
Student Support Manager



Mercedes Arias - ISSS Advisor

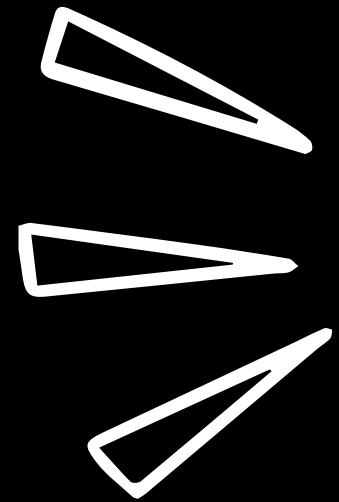


Sarah Cockcroft - ISSS Advisor

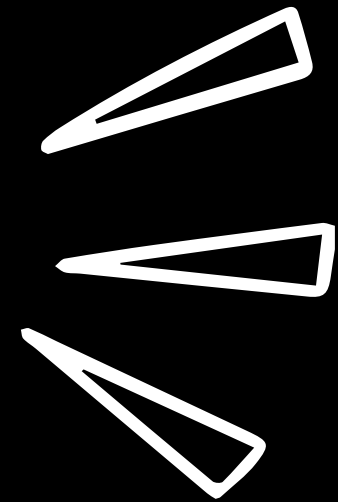


Diane Zeenny Ghorayeb -  
International Scholar Coordinator





# Working with ISSS



# Reminder:

Please **type questions in**  
**the Q&A** not in the chat

Our team is monitoring the Q&A during this session. The chat is for links we share, but it is not monitored for questions.

Your patience is appreciated as we answer your questions!



# About ISSS

International Student and Scholar Services (ISSS), a branch of UMBC's Center for Global Engagement, is dedicated to supporting UMBC's international student and scholar community and helping them achieve their academic, personal, and professional goals. ISSS offers a variety of programs and services to aide students in these endeavors:

- **Immigration Advising** - ISSS helps international students and scholars navigate the U.S. visa process and maintain valid immigration status by providing the guidance, knowledge, and necessary resources.
- **Community Building** - ISSS offers programming designed to help students make important connections within the UMBC community. These opportunities for intercultural exchange and mutual understanding enhance the UMBC international student experience.
- **Work and Internships** - ISSS works with current students and alumni to help them access the many employment and internship opportunities available to them by facilitating the use of benefits such as Curricular Practical Training (CPT), Optional Practical Training (OPT), and other employment authorizations.





# Need Assistance?

Visit our **Contact us** page!  
[issss.umbc.edu/contact/](https://issss.umbc.edu/contact/)



## Contact Us

Before you schedule an appointment or contact us, the answers to most F-1 student questions can be found here:



CPT: Off-Campus Work Authorization



Social Security Numbers (SSN)



Travel Outside the US



Applying for a Maryland Driver's License or State ID



OPT: Post-Graduation Work Authorization



STEM OPT Extension



Extend Your F-1 Program (I-20)



Change of Immigration Status



New Students!  
Download the International Student Arrival Guide



COVID-19: Spring 2022 Options for New and Continuing F-1 Students



Something else?  
See how to contact ISSS

University Center, 207a  
(Appointment Required)



# What should I do if I have a question?



**Check the  
website!**

**Ask us on  
Live Chat**

**Submit a  
Help Ticket**

**Advising  
Appointment**







# Check the website!

**Start here!**

Most answers can be found on the website



CPT: Off-Campus  
Work Authorization



Social Security Numbers  
(SSN)



Travel Outside the US



Applying for a Maryland  
Driver's License or State ID



OPT: Post-Graduation  
Work Authorization



STEM OPT Extension



Extend Your F-1 Program  
(I-20)



Change of Immigration  
Status

On our contact us page, we put icons that will take you to the answers for the most common questions

**Always do this first!**

Got the answer you need? Great! No need to go on to step 2



Can't find the answer on the website?  
then...



## **Ask us on Live Chat**

You can ask quick questions on Live Chat

You'll chat directly with an ISSS advisor

Please keep it brief :)

Other students may be in the queue

Has your question been resolved? No need to go on to step 3



Still need more help?



## Submit a Help Ticket

Once you submit a ticket, all ISSS staff can see it (you don't need to CC us or submit follow up tickets!)

**Response time: 5-7 business days**



Still require further assistance?



## Advising appointment

**Most questions are resolved before this step!**

An advisor can let you know if your situation requires an advising appointment



# Where can I find this information?

How to work with ISSS and answers to your most common questions can be found on the



**Contact Us**  
**page here**





# Stay connected with ISSS



**ISSS email list:**  
Read your email!



**ISSS Portal:**  
[iss-portal.umbc.edu](https://iss-portal.umbc.edu)



**myUMBC Group:**  
ISSS Academy



**Contact Us:**  
[iss.umbc.edu/contact/](https://iss.umbc.edu/contact/)



**ISSS website:**  
[iss.umbc.edu](https://iss.umbc.edu)

Answers to most  
of your  
questions can be  
found here!



# Deferred from Fall 2022 to Spring 2023?

## What happens to your I-20?

- Program dates must be adjusted
- You must request a new I-20 for Spring 2023; Fall 2022 I-20 will not work.
- Updated financial documents required if originals are over 6 months old
- SEVIS fee is valid for one year

## Graduate Assistants (RA, TA etc)

- Work directly with department on updating your GA offer



# Entering the US for Spring 2023: Important Dates & Info

## Entry to the US

- Spring 2023 semester begins January 30th
- Only able to enter the U.S. 30 days before the start of Spring 2023
- “Earliest Admission Date” section on your I-20
- For most Spring 2023 students, December 31 is the earliest date to enter the U.S.



# Requesting a UMBC I-20



1

**LOG IN TO  
ISSS PORTAL  
WITH  
MYUMBC  
CREDENTIALS**



2

**SELECT "NEW  
F-1 STUDENT  
REQUEST"**



3

**UPLOAD  
REQUIRED  
DOCUMENTS:  
FINANCIALS +  
PASSPORT.**



4

**RECEIVE  
SIGNED  
ELECTRONIC I-  
20**



5

**PAY SEVIS  
FEE +  
SCHEDULE  
VISA  
APPOINTMENT**



# Requesting a UMBC I-20



1


**LOG IN TO  
ISSS PORTAL  
WITH  
MYUMBC  
CREDENTIALS**

- Activate your myUMBC account
- Wait 24 hours
- Sign in to myUMBC Account
- Visit [iss-portal.umbc.edu](https://iss-portal.umbc.edu)
- Select "Log in with myUMBC"





# Requesting a UMBC I-20



2

- You will be asked to select from available terms
- Fall = August Start Date
- Spring = January Start Date
- Term is listed on your admissions offer

**SELECT "NEW  
F-1 STUDENT  
REQUEST"**



# Financial Requirements for I-20




3

**UPLOAD  
REQUIRED  
DOCUMENTS:  
FINANCIALS +  
PASSPORT**

- Amount required is based on **estimated cost** of an Academic Year (9 months)
- Amount is specific to UMBC only
- For Spring 2023 Admission at UMBC that is:
  - Undergraduate: \$44,114
  - Graduate: \$39,122
- **No cost to request a UMBC I-20**
- What documents are accepted?



# Sources of Funding for I-20



- Checking/savings account bank statements
- Approved loan documents
- Scholarship awards
- Graduate Assistantships
- Fixed deposits (only if you can withdraw the money at any time)
- Documents CANNOT be older than 6 months
- Letter of Support/Affidavit

- Stocks or bonds
- Real estate holdings
- Retirement Funds
- Salary information
- Life insurance policies
- Unapproved loan documents
- Documents older than 6 months
- Pay Slips/Salary Statement



# Requesting a UMBC I-20



4

**RECEIVE SIGNED  
ELECTRONIC I-20**

- **Processed within 5-7 business days**
- Receive an electronic I-20 with an electronic signature from ISSS staff
- Alert ISSS Staff of any necessary changes/updates
- Print this I-20 out and hand sign in blue ink before your interview



# Requesting a UMBC I-20



5

**PAY SEVIS  
FEE +  
SCHEDULE  
VISA  
APPOINTMENT**

- Once you have received your I-20 you can continue the F-1 Visa interview application process
- Pay I-901 SEVIS Fee
- Complete DS-160 online
- Schedule Interview

[Review the visa process here: F-1 Visa Process](#)





# Funding Your Studies

## Undergraduate

- Merit scholarships available based on GPA, test scores, application materials
- Contacted directly by Office of Financial Aid and Scholarships after admission
- [scholarships.umbc.edu](https://scholarships.umbc.edu)

## Graduate

- Funding in the form of Graduate Assistantships (RA,TA)
- Not guaranteed and very competitive
- Funding decisions are made by each academic program






# Campus Resources



- Student Organizations/Campus Life
- Academic Success Center
- Graduate Student Association
- Residential Life
- Off Campus Student Services
- UMBC Transit
- University Health Services
- Career Center
- Unibuddy



# Student Organizations

- 200+ student organizations
- International Student Specific Clubs
  - Bangladeshi Student Association
  - Chinese Student and Scholars Association
  - EKTA - Indian Graduate Students
  - Iranian Graduate Student Organization
  - PAKSA
  - Vietnamese Student Association
  - Sri Lankan Student Association
  - Nepali Student Association



# Housing

## On Campus Housing

- UMBC Residential Life [reslife.umbc.edu](https://reslife.umbc.edu)
- Undergraduate Housing:
  - [Residence Halls](#)
  - [Walker Avenue Apartments](#)
- Graduate Housing:
  - [Walker Avenue Apartments](#)

## Off Campus Housing

- UMBC Off Campus Student Services [ocss.umbc.edu](https://ocss.umbc.edu)
- Available to all students
- [Apartment Search](#)
- Roommate Search
- Assistance with understanding US renting practices


\* **Students are responsible for securing their own accommodation** \*





# UMBC Transit

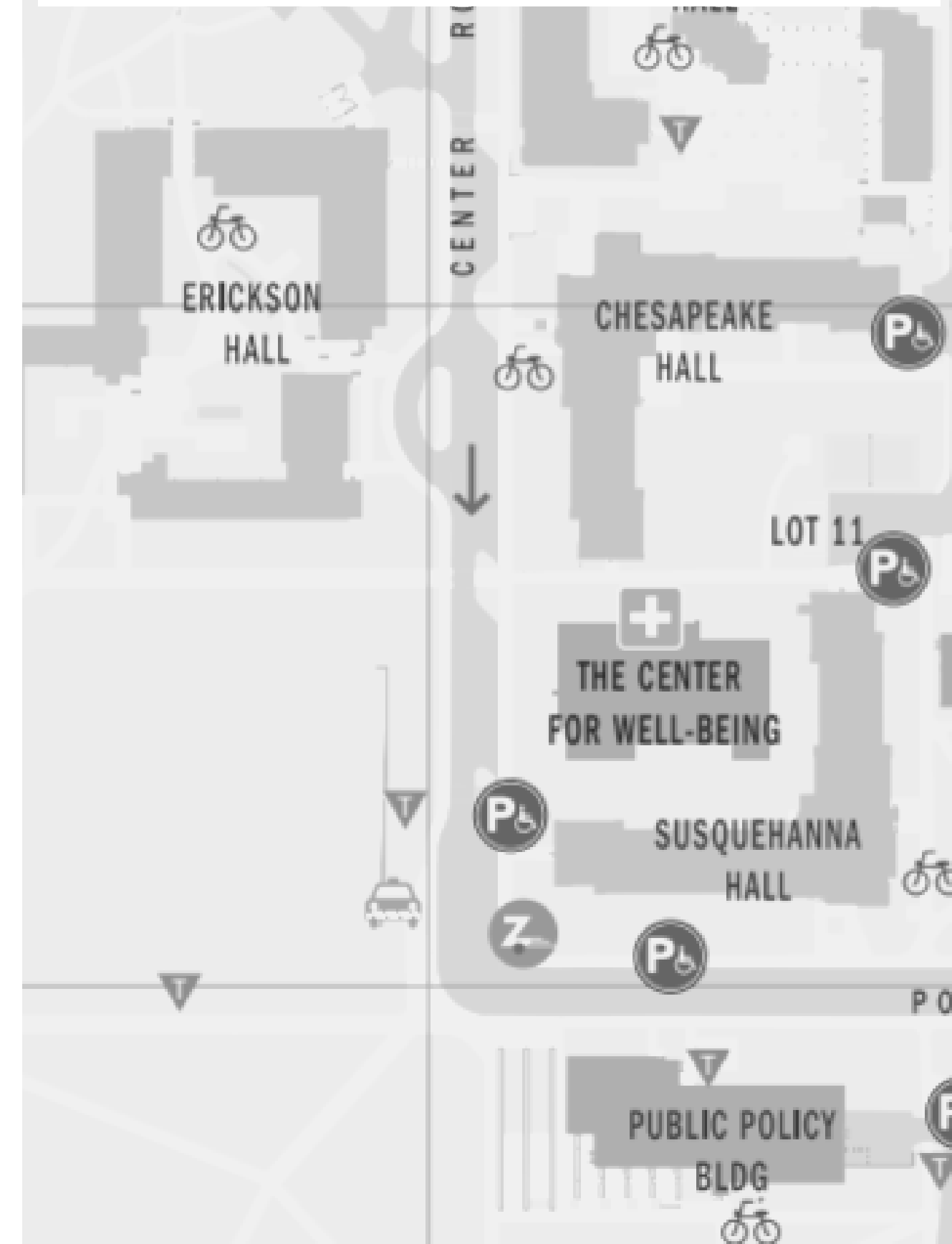
- Free!
- For UMBC students only
- Transit Tracker App
- Convenient connections to public transportation
- Helpful for thinking about housing options
- transit.umbc.edu



# Retriever Integrated Health (RIH)- University Health Services (UHS)

- UHS is UMBC's on campus student health services center. You'll be able to visit the doctor here as a student at UMBC.
- UHS is part of Retriever Integrated Health (RIH) which also includes the Counseling Center.

UHS is located in The Center for Well-Being (D7 on [campus map](#)). Signs with the location are on campus



# Career Center

- Resume review
- Career fairs – generalized and program specific
- International Student Career Conference
- Trips to visit local businesses and potential employers
- Job search and job evaluation advice
- Interview preparation
- UMBCworks
- [careers.umbc.edu](https://careers.umbc.edu)






# F-1 Work Options

**Employment is limited under F-1 status**

**The employment rules are very strict  
and must be followed carefully**

# Types of Employment

- On-Campus Employment
- Off Campus Employment (Practical Training)
  - Curricular Practical Training (CPT)
  - Optional Practical Training (OPT)
- Need-based employment (off-campus)
  - Severe, Unexpected, Documented Economic Hardship (USCIS processing fee of \$410)



# On-Campus Employment

- Can begin working on arrival
- Jobs on UMBC campus only
- Apply through Handshake - Career Center
- Will need an SSN after getting a job offer. ISSS will help you with that process
- How much can you work a week?
  - During semester: 20 hours
  - During summer/winter break: 40 hours
- Finding a position is competitive and not guaranteed



# Off-Campus Employment: CPT

## CPT: Curricular Practical Training

- Paid internships while a current student
- Eligible after 2 academic semesters **in US**
- Must be authorized by ISSS, noted on I-20
- Must be related to your degree program
- How much can you work a week?
  - During Semester: Part Time - 20 hours
  - During Summer/Winter Breaks: Full Time – 20+ hours





# OPT and STEM OPT Extension

## OPT

- 1 year full time work permission after graduation
- Work can be: part time, fulltime, paid or unpaid
- Job must be related to UMBC degree

## STEM OPT

- 2 year **extension** of work authorization
- Who is eligible for STEM Extension? Any student with a STEM eligible major
- ISSS guides students through the process of applying for OPT and STEM

## OPT



# STEM Eligible Majors at UMBC

- Computer Engineering
- Computer Science
- Cybersecurity
- Data Science
- Engineering
- Engineering Management
- Health Information Technology
- Information Systems
- Physics
- Systems Engineering

[ICE has a full list of STEM Degrees Here: STEM Designated Degree Program List](#)

[To find your major, use the CIP Code on your I-20 to search the list](#)



# Off-Campus Employment: Economic Hardship

- For students in unexpected financial hardship
- Have to prove financial difficulties were unexpected and outside your control
- Not often approved, must make a very strong case
- Application to USCIS costs \$410
- **Don't rely on this option!**


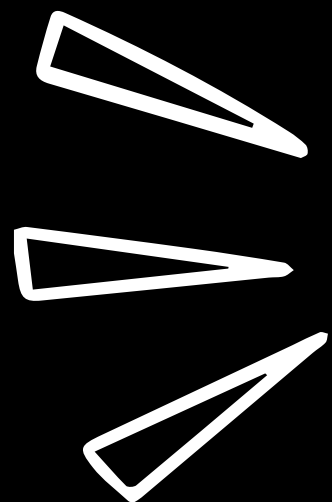


# Work Options Summary

- On-campus work (immediate)
- Off-campus work:
  - CPT (after 2 semesters in US)
  - OPT (after graduation)
  - STEM OPT Extension



# Graduate Admissions



# Graduate Admissions

- Mike Suica: Assistant Director - Recruitment and Admissions
- Megan Dignan: Marketing Coordinator





[Date]

Dear [First Name],

I am pleased to offer you admission to the [Program] at UMBC for the [Term] semester. The department was impressed by your qualifications, and we are excited to have you embark on graduate studies here.

Please indicate whether you have accepted or declined your admission by clicking this link: <https://webadmin.umbc.edu/>. The Information Systems department will reach out to you directly regarding advising, orientation, and other important program information.

Your Campus ID is: [XXXXXXXX]

For more information on course offerings, registration, and Graduate School policies and procedures, visit [\[department site\]](#). You may also call our main line at [dept phone #] or email us at [\[dept email\]](#). Congratulations again on your admission, and best of luck in your graduate studies.

Sincerely yours,

K. Jill Barr J.D., M.Ed.  
Associate Vice Provost, Graduate Education  
Senior Assistant Dean, Graduate Enrollment Management

# Visit applyweb view your decision letter.

## Make sure you activate your account and accept or decline your admission. You must accept your admission before you are able to register for classes

## To login to myUMBC, use your Campus ID and DOB MM/DD/YYYY

UMBC Graduate Degree Application - Spring 2022 - Data Science Submitted

[View Form PDF](#) [View Details](#)

---

**Decision:** [View Your Decision Letter](#)

---

**Checklist:** [View Checklist](#)





# Activate your myUMBC Account!

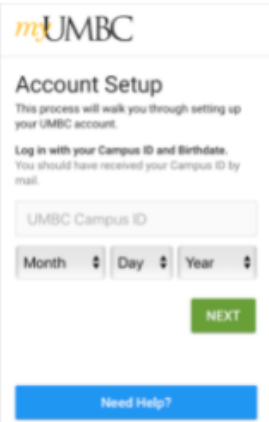
## How do I create a myUMBC account?

Created by Anna Sniadach, last modified by Andrea Mocko on Sep 29, 2017

Tell me

### You will need:

- Your CampusID
- Your Date of Birth (MM/DD/YYYY)

1. Go to <a href="http://my.umbc.edu/account">http://my.umbc.edu/account</a>	
2. Enter your Campus ID (e.g. AB12345) and select your date of birth using the drop-down menus.	

**It is important that you use your UMBC gmail account when communicating with campus offices/services. Your program will send you important information regarding classes, advising, and upcoming events (such as Orientation) to your UMBC email address/account.**

Instructions are here: [Activate Your myUMBC](#)



3. Click **Next**

4. You will be prompted to upgrade your account. Click **Next**.



myUMBC

### Account Upgrade

In order to take full advantage of UMBC online services, you must upgrade your account.

This process will ask you some basic questions to set up your UMBC online identity and ensure the security of your account.

**NEXT**

5. Select a username from the options available. **This CANNOT be changed.**

### Step 1: Account Info

First, we'll set up the basics of your account.

#### Username

Pick a username to represent you on various campus systems. This will also be your email address. **This cannot be changed.**

NX60734

TPERSON1



7. Choose whether to keep your existing password by entering it in the box labeled Confirm Existing Password or create a new one.

If you choose to create a new password, you will be asked to enter it twice, once in the box labeled New Password and again in the box labeled Confirm password.



#### Password

Create a strong password to protect your account. Your password must:

- include upper AND lower case letters
- include at least one number or symbol
- Avoid common words

Use Existing Password

Create New Password

Confirm Existing Password

8. Select **Next**

9. Select three security questions and provide answers to each.

ⓘ Be sure to remember these answers. They will be used should you forget your password in the future.

#### Step 2: Recovery Info

What will you use when you forget your password?

##### Security Questions

Answer the following questions and save them for you.

Security Question One:


Security Question Two:

Security Question Three:

10. Enter a new or confirm the secondary email address we have on file.

#### Secondary Email

Tell us an email address we can send password reset info to.



myUMBC

### Congratulations!

Your UMBC account will now be upgraded with additional access and services.

It may be a few minutes before you can log in.

**STUDENT RESOURCES**



# How to Accept Your Admission

- In myUMBC you will see an alert, then you will be directed to PeopleSoft, where you will complete the process. The status may show as "incomplete" please disregard that status.

Favorites Main Menu > Self Service > Student Center

### Donald's Student Center

**Finances**  
**My Account**  
[Account Inquiry](#)  
**Financial Aid**  
[View Financial Aid](#)  
other financial...

**To Do List**  
[Letter of Recommendation 1 of 2](#)  
[Letter of Recommendation 2 of 2](#)  
Transcript  
[more](#)

**Personal Information**  
**Contact Information**

<b>Permanent Address</b> 19 N Patterson Park Ave Baltimore, MD 21231 BA	<b>Mailing Address</b> None
<b>Home Phone</b> 410 507 8362	<b>Home E-mail</b> Withheld

**Admissions**

Incomplete Complete Admitted Accepted

**My Applications**

UMBC	Graduate Degree	Public Policy - PhD	Fall 14		<a href="#">Accept or Decline</a>
UMBC	Undergraduate Degree	Psychology - BS	Fall 14		



# How to Accept Your Admission

- On the next screen, click “I Accept Admission.”

## Accept Admission

<b>Institution</b>	UMBC	<b>Career</b>	Graduate
<b>Admit Term</b>	Fall 2014	<b>Program</b>	Graduate Degree
<b>Application Number</b>	10098859	<b>Plan</b>	Public Policy - PhD

Select either the Accept or Decline button to indicate your choice. You will then be asked to confirm your decision. Select the Previous button if you do not wish to make a selection at this time.

I ACCEPT ADMISSION

I DECLINE ADMISSION

PREVIOUS



# How to Accept Your Admission

Then, click "Confirm Acceptance" on the next page!

## Accept Admission

---

<b>Institution</b>	UMBC	<b>Career</b>	Graduate
<b>Admit Term</b>	Fall 2014	<b>Program</b>	Graduate Degree
<b>Application Number</b>	10098859	<b>Plan</b>	Public Policy - PhD

**CONFIRM ACCEPTANCE**



PREVIOUS



# Class Registration

Registration Opens December 1

For more information on how to register for classes, visit:  
[wiki.umbc.edu/pages/viewpage.action?pageId=17171426](http://wiki.umbc.edu/pages/viewpage.action?pageId=17171426)

Registration Issues? [Contact UMBC's Registrar's Office](#)



# Plan Changes

- The plan change process is only available to those who have completed at least one semester of graduate coursework at UMBC, and requires approval from both the original and desired program staff.
- **Newly admitted students are not eligible to request a program plan change.**







**Ask**

**a**

**Student!**



# Have a question about campus life or navigating UMBC?

## Ask a Global Ambassador on Unibuddy!



There are 10 student ambassadors from different home countries, areas of study and with a wide variety of personal interests

[Click here to meet and chat with the Ambassadors!](#)



# How Global Ambassadors can help

## Global Ambassadors can:

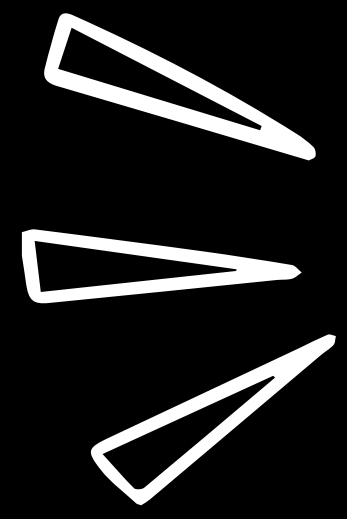
- Discover more about UMBC campus life
- Connect you with UMBC resources
- Learn about US & UMBC classroom culture and student life in the US!

## Global Ambassadors cannot:

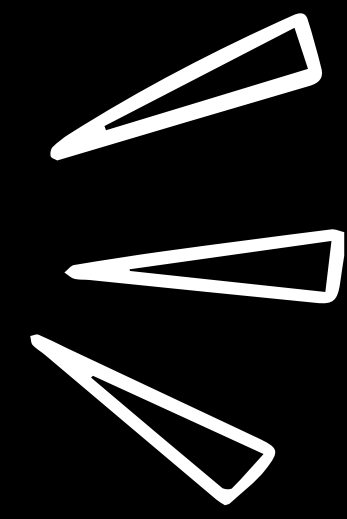
- Provide immigration support
- Help you get a job or provide CPT/OPT advice
- Offer academic advising or pick your classes for you

**✱ ...BUT they can connect you with teams who will help you with these things! ✱**





**Q&A**



# Follow us on social media!

We're online! Follow us to learn about ISSS activities.



**Facebook:**  
umbcisss



**Twitter:**  
@umbc\_iss




**Instagram:**  
@umbc\_iss

✦ **Keep up** with events at ✦  
✦ UMBC ✦





# Congratulations!



**We look forward to seeing you in Spring 2023!**

