



UMBC

CENTER FOR GLOBAL ENGAGEMENT

International Student Info Session

Office of International Students and Scholars

Fall 2023

Reminder:

Please **type questions in**
the Q&A not in the chat

Our team is monitoring the Q&A during this session. The chat is for links we share, but it is not monitored for questions.

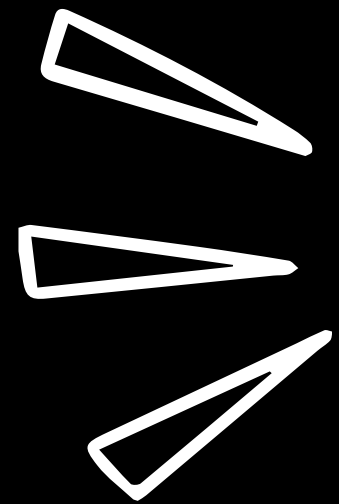
Your patience is appreciated as we answer your questions!



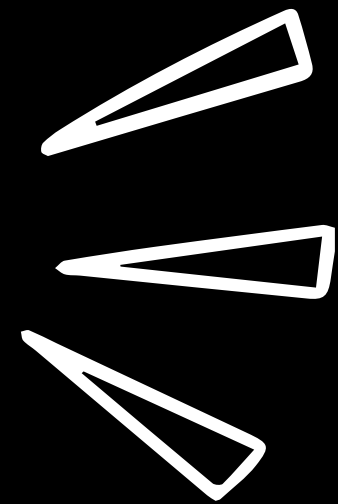
📌 Agenda 📌

- Working With ISSS
- Fall 2023 Considerations
- Requesting an I-20
- F-1 Work Options
- Student Support and Resources at UMBC
- Cost of Living - Planning Your Expenses
- Q&A





Working with ISSS



Reminder:

Please **type questions in**
the Q&A not in the chat

Our team is monitoring the Q&A during this session. The chat is for links we share, but it is not monitored for questions.

Your patience is appreciated as we answer your questions!



Need Assistance?

Visit our Contact Us page!

issss.umbc.edu/contact/



WORKING WITH ISSS
Contact us at issss.umbc.edu/contact/

- 1 CHECK THE WEBSITE!**
ALREADY DID YOUR FIRST?
• Most answers can be found on the website
• Contact us page has links to common questions
Get the answer you need? Great! No need to go on to #2
- 2 ASK US ON LIVE CHAT**
Can't find the answer on the website? Then...
• Fastest way to contact advisors
• You'll chat directly with an ISSS advisor
• Keep it brief. Other students may be waiting
Has your question been resolved? No need to go on to #3
- 3 SUBMIT A HELP TICKET**
• Once you submit a ticket, an ISSS staff can see it
• You don't see it or submit it (ask for ticket)
• Response time: 3-7 business days
Get your answer? No need to go on to #4
- 4 ADVISING APPOINTMENT**
• An advisor can let you know if your situation
• Requires an advising appointment
• Most questions are resolved before this point

Contact Us

Advising Hours and Live Chat ISSS advisors are available to meet with you to discuss questions you might have. You must have an appointment in order to speak with an ISSS advisor during Advising Hours, but you are welcome to connect with us on Live Chat whenever we are online.

 umbc.edu

University Center, 207a
(Appointment Required)



What should I do if I have a question?



**Check the
website!**

**Ask us on
Live Chat**

**Submit a
Help Ticket**

**Advising
Appointment**



Have a Question for ISSS? Follow the steps below!

Step

1

Always check the website first!

- Always do this first! Visit iss.s.umbc.edu
- Most answers are found on the website and there are icons that link you to common topics

Searched and can't find an answer? Go to step 2

Step

3

Submit a Help Ticket

- Once you submit a ticket, all ISSS staff can see it (no need to CC staff)
- Current response time: 5-7 business days

Still require further assistance? Go to step 4

Step

2

Ask us on live chat

- Ask an ISSS advisor quick questions
- Keep it brief, other students may be in the queue
- Don't use live chat to follow up on I-20 requests or help tickets

Question too complicated? Go to step 3

Step

4

Advising Appointment

- An advisor can let you know if your situation requires an advising appointment
- Most questions are resolved before this step
- Don't need an appointment anymore? Cancel it!

Remember: don't use live chat, tickets, or appointments to follow up on the status of your I-20 or other requests

Important:

Please **do not** use live chat or tickets to check on the status of your I-20 or other requests

- Once you submit your request, it has been received. **Always confirm any requests in the portal are submitted/under review.** If it's still in pending status, you haven't submitted it
- We receive a **very high number** of requests. Advisors work to process them as quickly as possible.
- Following up on the status delays the turnaround time to process requests.
- **Your patience is greatly appreciated!**



Where can I find this information?

How to work with ISSS and answers to your most common questions can be found on the



Contact Us
page here



Stay connected with ISSS



ISSS email list:
Read your email!



ISSS Portal:
issp-portal.umbc.edu



myUMBC Group:
ISSS Academy



Contact Us:
issp.umbc.edu/contact/


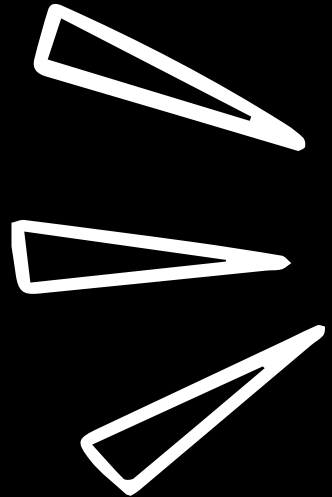


ISSS website:
issp.umbc.edu

Answers to most
of your
questions can be
found here!



Fall 2023 Considerations



Things To Consider For Fall 2023

- The earliest you can arrive in the US is 30 days before your I-20 program start date
- **Must enter US by August 30th**
- Be informed of travel and vaccine requirements in your home countries as well as in the U.S.
- Full time enrollment required (UG: 12 credits, Graduate: 9 credits)
- UMBC is offering a combination of in person, hybrid and online courses
- As you are planning your course schedule, please don't plan to enroll in more than one online class.
Formal guidance on online course limits to come

Transfer Students:

- Students currently in F-1 status in the U.S. transferring to UMBC from another institution
- Please follow regular I-20 transfer guidelines
- Planning to travel home? Already at home and planning to return for the semester?

Contact us: iss.umbc.edu/contact



Entering the US after Deferring to Fall 2023

What happens to your I-20?

- Program dates must be adjusted OR new completely new Form I-20 issued
- Updated financial documents required if originals are over 6 months old
- SEVIS fee is valid for one year

Graduate Assistants (RA, TA etc)

- Work directly with department on updating your GA offer

Entry to the US

- Fall 2023 semester begins August 30th
- Only able to enter the U.S. at most 30 days before the start of Fall 2023
- “Earliest Admission Date” section on your I-20



Deferring Your Admission to a Future Semester

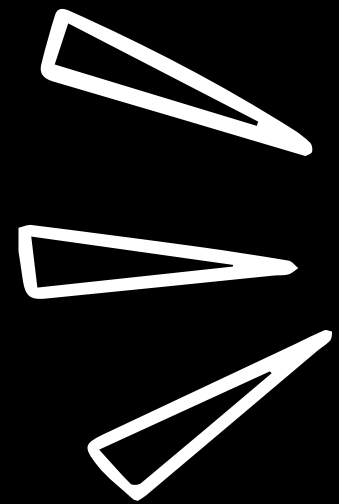
Undergraduate Students:

- Contact UMBC Undergraduate Admissions - admissions@UMBC.edu

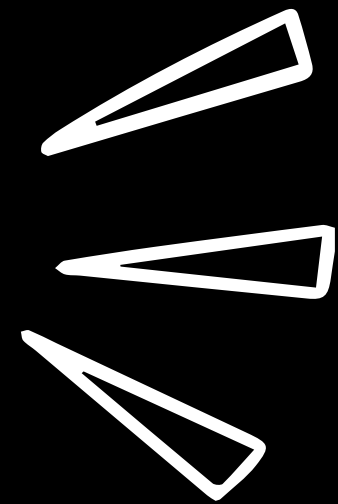
Graduate Students:

- Submit a Deferral of Admission Form
- Contact Graduate Admissions with additional questions: gradschool@umbc.edu
- Your I-20 must be adjusted to reflect your new start date





Requesting an I-20



Requesting a UMBC I-20



1

**LOG IN TO
ISSS PORTAL
WITH
MYUMBC
CREDENTIALS**



2

**SELECT "NEW
F-1 STUDENT
REQUEST"**



3

**UPLOAD
REQUIRED
DOCUMENTS:
FINANCIALS +
PASSPORT.**



4

**RECEIVE
SIGNED
ELECTRONIC I-
20**



5

**PAY SEVIS
FEE +
SCHEDULE
VISA
APPOINTMENT**



Requesting a UMBC I-20




1

**LOG IN TO
ISSS PORTAL
WITH
MYUMBC
CREDENTIALS**

- Activate your myUMBC account
- Wait 24 hours
- Sign in to myUMBC Account
- Visit iss-s-portal.umbc.edu
- Select "Log in with myUMBC"



Requesting a UMBC I-20



2

**SELECT "NEW
F-1 STUDENT
REQUEST"**

- You will be asked to select from available terms
- Fall = August Start Date
- Spring = January Start Date
- Term is listed on your admissions offer



Financial Requirements for I-20



3

**UPLOAD
REQUIRED
DOCUMENTS:
FINANCIALS +
PASSPORT.**


- Amount required is based on **estimated cost** of an Academic Year (9 months)
- Amount is specific to UMBC only
- For Fall 2023 Admission at UMBC that is:
 - Undergraduate: \$46,990
 - Graduate: \$41,788
- **No cost to request a UMBC I-20**
- What documents are accepted?



Sources of Funding for I-20



- Checking/savings account bank statements
- Approved loan documents
- Scholarship awards
- Graduate Assistantships
- Fixed deposits (only if you can withdraw the money at any time)
- Documents CANNOT be older than 6 months
- Letter of Support/Affidavit



- Stocks or bonds
- Real estate holdings
- Retirement Funds
- Salary information
- Life insurance policies
- Unapproved loan documents
- Documents older than 6 months
- Pay Slips/Salary Statement



Requesting a UMBC I-20



4

**RECEIVE
SIGNED
ELECTRONIC I-
20**

- **Make sure you click the button to submit your request. Status should be "submitted under review". Requests with a status of "pending" have not been submitted**
- Processed within 5-7 business days
- Receive an electronic I-20 with an electronic signature from ISSS staff
- Alert ISSS staff of any necessary changes/updates
- Print your I-20 out and hand sign in blue ink before your interview



Requesting a UMBC I-20



5

**PAY SEVIS
FEE +
SCHEDULE
VISA
APPOINTMENT**

- Once you have received your I-20 you can continue the F-1 Visa interview application process
- Pay I-901 SEVIS Fee
- Complete DS-160
- Schedule Interview

Review the visa process here: F-1
Visa Process



Funding Your Studies

Undergraduate

- Merit scholarships available based on GPA, test scores, application materials
- Contacted directly by Office of Financial Aid and Scholarships after admission
- scholarships.umbc.edu

Graduate

- Funding in the form of Graduate Assistantships (RA,TA)
- Not guaranteed and very competitive
- Funding is up to your specific department
- Contact information for your department: [UMBC Graduate Programs](#)



Important:

Please **do not** use live chat or tickets to check on the status of your I-20 or other requests

- Once you submit your request, it has been received. **Always confirm any requests in the portal are submitted/under review.** If it's still in pending status, you haven't submitted it
- We receive a **very high number** of requests. Advisors work to process them as quickly as possible.
- Following up on the status delays the turnaround time to process requests
- **Your patience is greatly appreciated!**





F-1 Work Options




Employment is limited under F-1 status

**The employment rules are very strict
and must be followed carefully**

Types of Employment

- On-Campus Employment
- Off Campus Employment (Practical Training)
 - Curricular Practical Training (CPT)
 - Optional Practical Training (OPT)
- Need-based employment (off-campus)
 - Severe, Unexpected, Documented Economic Hardship (USCIS processing fee of \$410)



On-Campus Employment

- Can begin working on arrival
- Jobs on UMBC campus only
- Apply through Handshake
- Will need an SSN after getting a job offer. ISSS will help you with process
- How much can you work a week?
 - During semester: 20 hours
 - During summer/winter break: 40 hours
- Finding a position is competitive and not guaranteed



Off-Campus Employment: CPT

CPT: Curricular Practical Training

- Paid internships while a current student
- Eligible after 2 academic semesters in US
- Must be authorized by ISSS, noted on I-20
- Must be related to your degree program
- How much can you work a week?
 - During Semester: Part Time - 20 hours
 - During Summer/Winter Breaks: Full Time – 20+ hours



OPT and STEM OPT Extension

OPT

- 1 year full time work permission after graduation
- Work can be: part time, full time, paid or unpaid
- Job must be related to degree

STEM OPT

- 2 year **extension** of work authorization
- Who is eligible for STEM Extension? Any student with a STEM eligible major
- Check if your major is STEM eligible here. To find your major, use the CIP Code on your I-20 to search the list
- Advisors guide students through the process of applying for OPT and STEM OPT



Off-Campus Employment: Economic Hardship

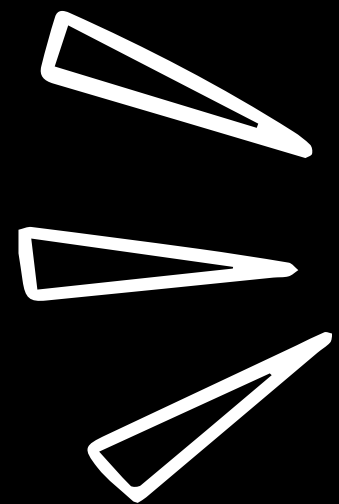
- For students in unexpected financial hardship
- Have to prove source of unexpected difficulties
- Not often approved, have to make a very strong case
- Application to USCIS costs \$410
- Don't rely on this option!



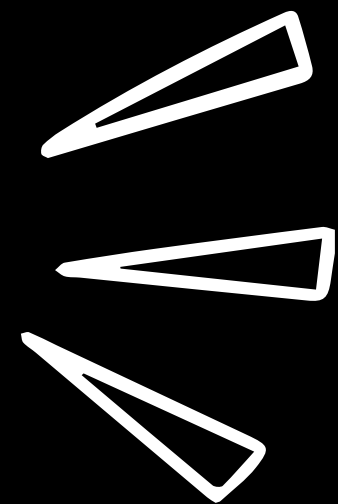
Work Options Summary

- On-campus work (immediate)
- Off-campus work:
 - CPT (after 2 semesters in US)
 - OPT (after graduation)
 - STEM OPT Extension





Campus Resources



Student Organizations

- 200+ student organizations
- International Student Specific Clubs
 - Bangladeshi Student Association
 - Chinese Student and Scholars Association
 - EKTA - Indian Graduate Students
 - Iranian Graduate Student Organization
 - PAKSA
 - Vietnamese Student Association
 - Sri Lankan Student Association
 - Nepali Student Association



Housing

On Campus Housing

- UMBC Residential Life reslife.umbc.edu
- Undergraduate Housing:
 - [Residence Halls](#)
 - [Walker Avenue Apartments](#)
- Graduate Housing:
 - [Walker Avenue Apartments](#)

Off Campus Housing

- UMBC Off Campus Student Services ocss.umbc.edu
- Available to all students
- [Apartment Search](#)
- Roommate Search
- Assistance with understanding US renting practices

Students are responsible for securing their own accommodation

Ensure that you have some place to stay
(at least temporarily) prior to your arrival in the US



UMBC Transit

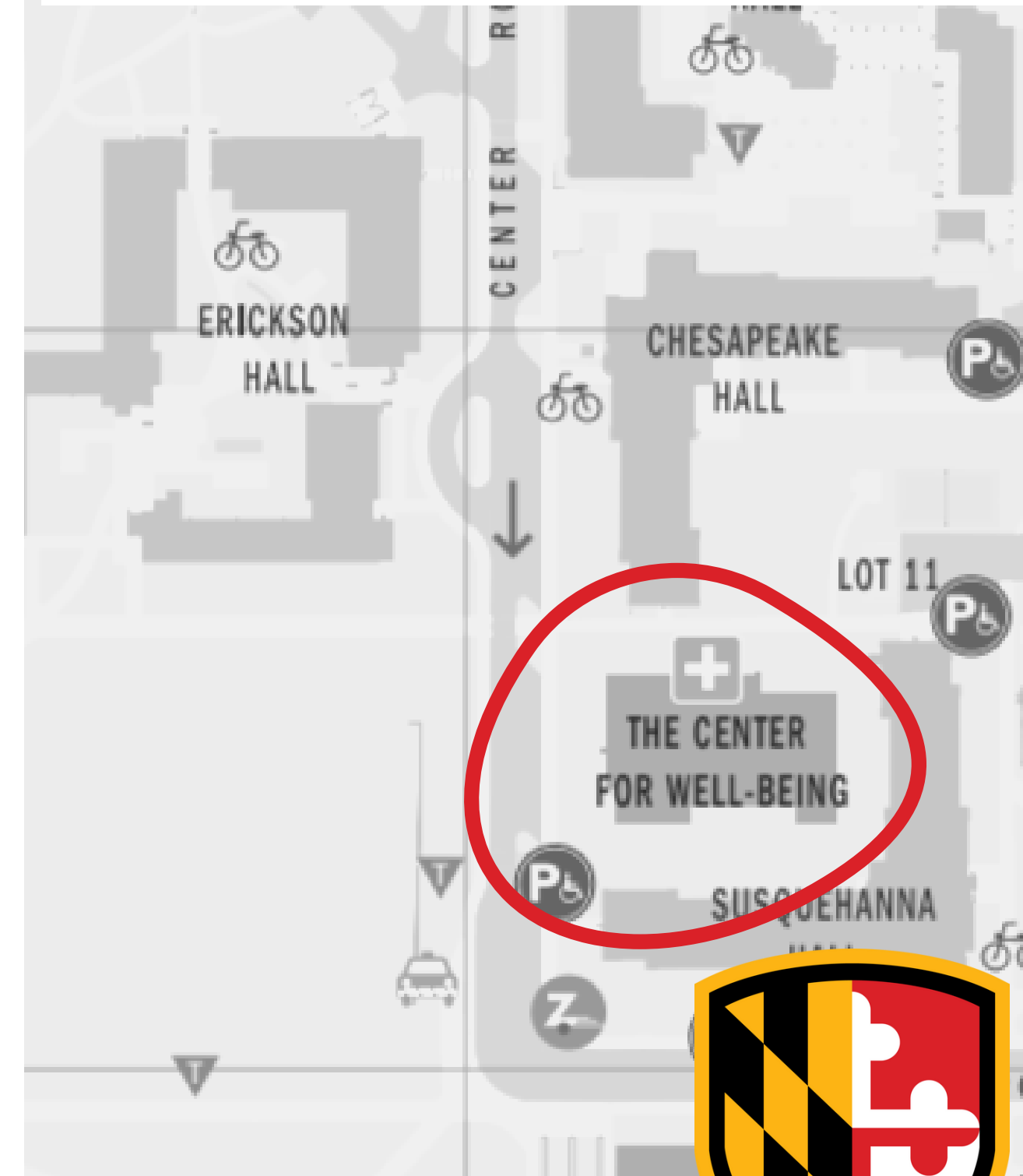
- Free!
- For UMBC students only
- Transit Tracker App
- Convenient connections to public transportation
- Helpful for thinking about housing options
- transit.umbc.edu



Retriever Integrated Health (RIH)- University Health Services (UHS)

- UHS is UMBC's on campus student health services center. You'll be able to visit the doctor here as a student at UMBC.
- UHS is part of Retriever Integrated Health (RIH) also includes the Counseling Center
- health.umbc.edu

UHS is located in The Center for Well-Being (D7 on [campus map](#)). Signs with the location are on campus



Retriever Essentials

Retriever Essentials works to support members of the UMBC community who may be experiencing the burden food insecurity.

- Food insecurity is defined as: "a lack of consistent access to enough food for an active, healthy life"
- retrieveressentials.umbc.edu/services/


Retriever Essential Services:

- The Essential Space
- 24/7 Free Corner Stores
- Food Zones throughout campus
- Save-A-Swipe program
- Free Food Pop-up Markets



Career Center

- Resume review
- Career fairs – generalized and program specific
- International Student Career Conference
- Trips to visit local businesses and potential employers
- Job search and job evaluation advice
- Interview preparation
- UMBCworks
- careers.umbc.edu



Have a question about campus life or navigating UMBC?

Ask a Global Ambassador on Unibuddy!



There many student ambassadors from different home countries, areas of study and with a wide variety of personal interests

[Click here to meet and chat with the Ambassadors!](#)



How Global Ambassadors can help

Global Ambassadors can:

- Discover more about UMBC campus life
- Connect you with UMBC resources
- Learn about US & UMBC classroom culture and student life in the US!


Global Ambassadors cannot:

- Provide immigration support
- Help you get a job or provide CPT/OPT advice
- Offer academic advising or pick your classes for you

✧ ...BUT they can connect you with teams who will help you with these things! ✧




Meet other new students on Unibuddy Community!




Scan the code to join the Fall 2023 community!

- Chat with other admitted students as well as our UMBC Global Ambassadors
- Get to know your classmates and talk about student life at UMBC!
- Ask current student questions about starting at UMBC





Living Costs



Plan Ahead

- Budgets/costs vary for each student
- UMBC Tuition Calculator (select "Out of State" for residency)
- Do you have a scholarship?
 - Make sure you understand what your scholarship does/does not cover
- Do you have a Graduate Assistantship?
 - Make sure you understand what is included in your assistantship
 - Understand your stipend and how that affects your costs
- Will you live alone? With family? Roommates?




Example Costs in Maryland




\$12.20
Min. Wage



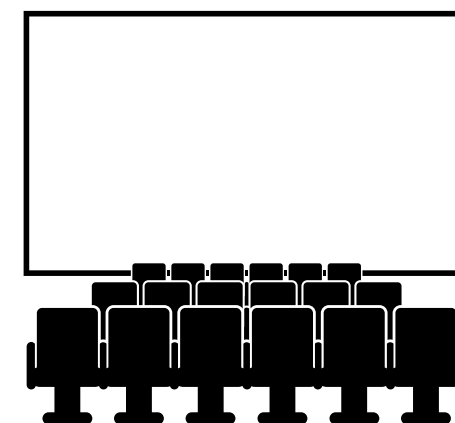
\$300
Monthly



\$1000
1 bedroom



\$1.90
One way

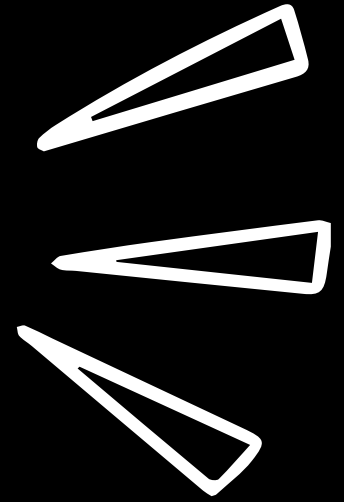



\$14
1 Ticket

Please note these are estimates. Exact costs will differ for each individual.



Upcoming Events & Additional Resources



Join Next Week's Session!

**Weekly session dates and links to join are posted on the Student Communications page. issss.umbc.edu/new-student-communications/
[View the page here](#)**

Join ISSS info sessions to learn about UMBC, get your questions answered and hear from advisors and current international students.

Info Session (General) – Wednesday, June 21 @ 10 am ET

Info Session (General) – Tuesday, June 27 @ 10 am ET

Info Session (Visa Preparation) – Tuesday, July 11 @ 10 am ET

Info Session (General) – Wednesday, July 19 @ 10 am ET

Info Session (General) – Tuesday, July 25 @ 10 am ET



Additional Resources

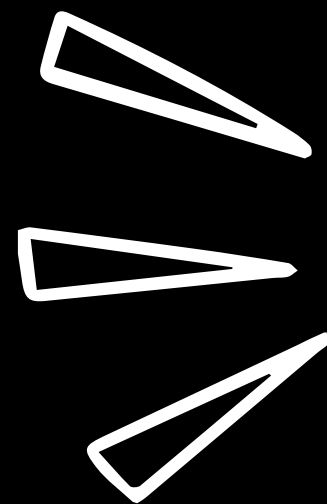
Missed a session, want to review, or have more questions?

- We have info sessions every week, so come more than once to get the latest info, get your questions answered and hear from ISSS staff!


International Student Arrival Guide!

- Use this guide to find contact details and information you'll need about preparing for your arrival and your first weeks at UMBC. [Download the guide here.](#)





Q&A



Follow us on social media!

We're online! Follow us to learn about ISSS activities!



Facebook:
umbcisss



Instagram:
@umbc_iss



Twitter:
@umbc_iss





Congratulations!

We look forward to seeing you soon!

